


6 Port Industrial POE Ethernet Switch IPS 104-2S, 4 x 10/100Base-TX POE to 2 x SFP

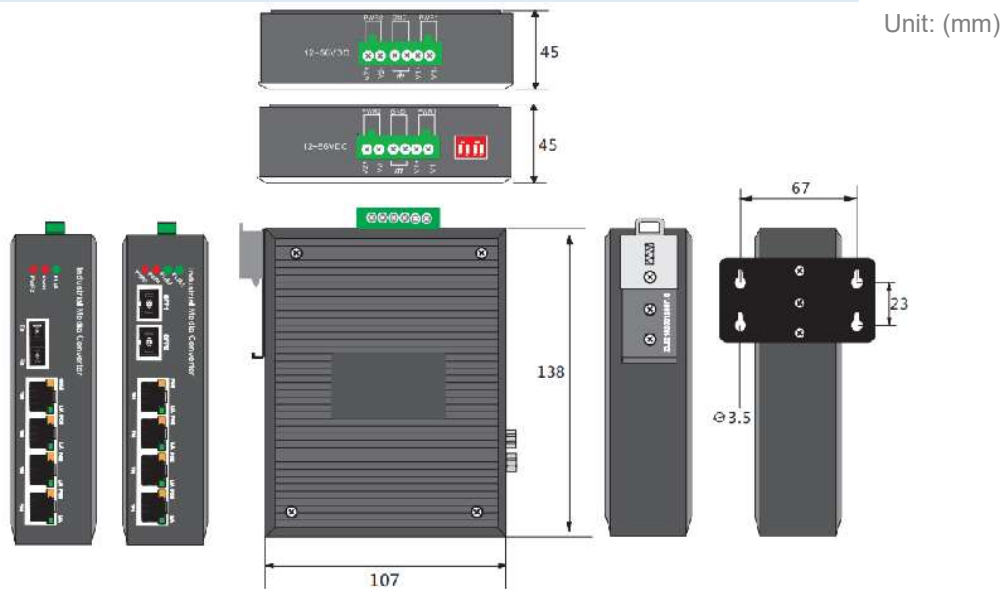


The IPS 104-2S series Industrial POE Switch is the ideal solution for powering remote devices such as IP phones, video cameras, wireless access points, alarms, traffic controllers, sensors and tracking devices, which are installed 100m far from a Power over Ethernet switch. All Power over Ethernet Powered Devices (IEEE 802.3af/at compliant) are supported, and can deliver a full 15.4W / 30W of power to the remote device. The IPS 104-2S features 2 x 100X SFP fiber port and 4 x 10/100Base-TX twisted-pair port. The twisted-pair port has 4 x RJ-45 connector with a maximum operating distance of 100m.

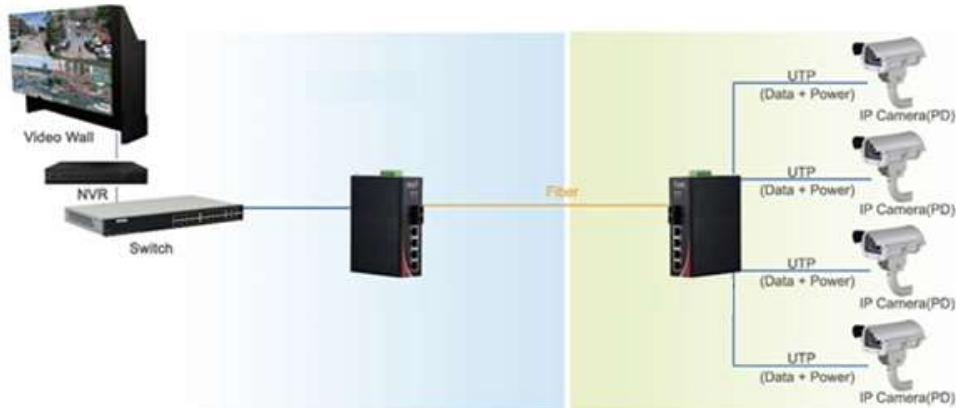
Features

- 4 x 10/100Base-TX Port to 2 x 100X SFP Slots
- IEEE802.3af/at compliant
- RJ45 support auto MDI/MDI-X function
- Auto-negotiation speed, half/full-duplex
- Store-and-forward
- Max packet size: 2048bytes
- Support wide operating temperature (-40°C to +85°C)
- Wide-range redundant power design (12 to 56VDC)
- Power polarity reverse protected
- Overload current resettable fuse present
- IP-40 protection
- Provides EFT protection for Power line
- Support Ethernet ESD protection
- DIN-Rail and Wall-Mounted Installation
- Low power consumption

Dimensions



Applications



Technical Specifications

Standards	IEEE802.3 10BaseT IEEE802.3u 100BaseT(X) IEEE802.3x Flow control and back pressure, IEEE802.3af/at POE
Performance	Processing Type : Store and Forward Back Bandwidth: 1.0 Gbps MAC Address Size: 1024 Packet Buffer Size: 512Kbit Time Delay: <10us Frame: 2048bytes
Copper Port	Data Rate: 10/100M Connector: RJ45 x 4 Distance: 100m
Fiber Port	Data Rate: 155M Connector: SFP Distance: MMF=2km; SMF=20/40/80/100/120km
LED indicators	PWR1: ON=Power Connected PWR2: ON= Power Connected FL/A: ON=Fiber Connected; Active=Data Transmitting TL/A: ON=Copper Connected; Active= Data Transmitting POE: ON=Power Working; Off=No Power
Power	Input Voltage: 48 to 56 VDC, Redundant power inputs Power Consumption: ≤6W PoE Budget: 15.4Wx4=62W(PoE) 30Wx4=120W(PoE+) Protection: Overload Current; Reverse Polarity Connector: Terminal Block

San Telequip (P) Ltd.,
 504 & 505 Deron Heights, Baner Road
 Pune 411045, India
 Phone : +91-20-27293455, 9764027070, 8390069393
 email : info@santelequip.com



Environment	Operating Temperature: -40°C to +85°C Storage Temperature: -40°C ~ +95°C Relative humidity: 5-95% (no condensation)
Physical Characteristics	Housing: IP40 Protection, Aluminum Alloy Installation: DIN-rail mounting, wall mounting(with optional kit) Dimension: 138*107*45mm Weight: 0.48kg

Standards tested for

EMC	CE
EMI	FCC Part 15 CLASS A
EMS	IEC 61000-4-2 Level 4 (8K/15K)
	IEC 61000-4-3 Level 3 (10V/m)
	IEC 61000-4-4 Level 3 (1V/2V)
	IEC 61000-4-5 Level 3 (4KV/2KV)
	IEC 61000-4-6 Level 3 (10V/m)
	IEC 61000-4-8 Level 4 (30A/m)
Shock	IEC 60068-2-27
Freefall	IEC 60068-2-32 0.5m
Vibration	IEC 60068-2-6
Railway Traffic	EN50121-4

Order Information : IPS 104-2S A

Model No.	Description
IPS 104	Unmanaged PoE Switch, 4 * 10/100M PoE-af/at ports
2S	2 * 100X SFP Ports
A	For Internal use only

Note : Power supply to be provided by user or to be ordered additionally